

Q1 2017 PROGRESS REPORT

EURid's
Quarterly update

Q1

AT A GLANCE



OUR ENVIRONMENTAL COMMITMENT

Q1 2017 marks our celebration of 5 successful years of environmental management through the European Union Eco-Management and Audit Scheme (**EMAS**). In our spring issue of the **.eu Illustrated**, we discuss our ecological commitment and highlight our community's efforts in making our world a greener place.



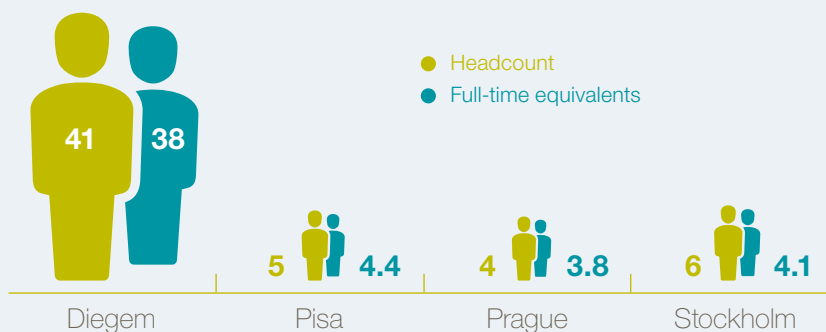
THE DOT YOU CAN TRUST

Trust is the online currency of future. We are ramping up our work to make the .eu community an even more sound and secure one. Our latest evolutions not only consist of wide-reaching collaborations, but also of predictive algorithms and empowering technical solutions that will ease your conscience.



HEADCOUNT PER OFFICE Q1 2017

56 EMPLOYEES WORKING AT EURid'S 4 OFFICES AT THE END OF Q1 2017



KEY FIGURES



185 964

NEW .eu REGISTRATIONS IN Q1 2017



TOP GROWTH COUNTRY AUSTRIA

+17.5%

Q1 2017 VS Q4 2016



14

DOMAIN NAME DISPUTES FILED IN Q1 2017

DEVELOPMENTS

Q1

Reduce, Reuse, Recycle



BORSEGGI

“BORSEGGI” (PICKPOCKETS), an Italian tailoring company based in the Milan-Opera prison, gives new life to our various marketing materials used during the EuroDIG meeting in June of 2016. More specifically, t-shirts and backpacks were repurposed by BORSEGGI to be reused during the numerous events that we will attend in 2017.

JAN 05
2017



Employing Denic's Anycast Service

We have furthered our partnership with Denic, the .de registry, to guarantee the performance and resilience of our systems, particularly in the case of high demand or an attack. As a result of this strengthened effort, our systems have now been augmented through the implementation of Denic's Anycast service.

FEB 13
2017

Rickrolling the 2017 Annual Registrar Dinner

Thanks to great food, amazing company and a thrilling performance by the one and only Rick Astley, our 2017 Annual Registrar Dinner was a massive success. To relive this wonderful night, we've compiled all the best moments into one exciting **video**.



MAR 20
2017

WHD.Global 2017

In March we attended WHD.global, which is the main global event for cloud services and internet infrastructure where leaders come together to understand how digital technologies fit together to shape our future.

MAR 27
2017

Our Work in the Osogovo Mountains

With the goal of conserving the outstanding biological diversity in the Osogovo Mountain region, our collaboration with Naturefund and EuroNatur continues! **Learn more.**

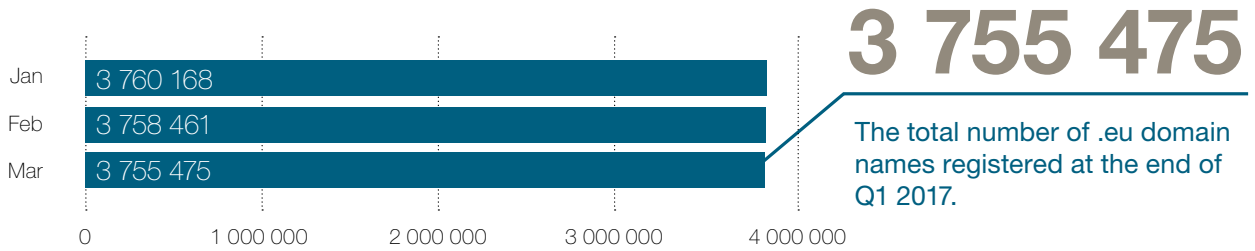


MAR 30
2017



THE .eu DOMAIN

TOTAL NUMBER OF .eu REGISTRATIONS AT MONTH'S END



81%

AVERAGE RENEWAL
RATE DURING Q1 2017



185 964

NEW .eu REGISTRATIONS
IN Q1 2017

INTERNATIONALISED DOMAIN NAMES (IDNs)

During Q1 2017, 1 561 new IDN registrations were made.



42 382 IDNs

MULTI-YEAR REGISTRATIONS (MYRs)

3 054 MYRs were registered in January, 2 893 in February, and 2 923 in March of 2017.

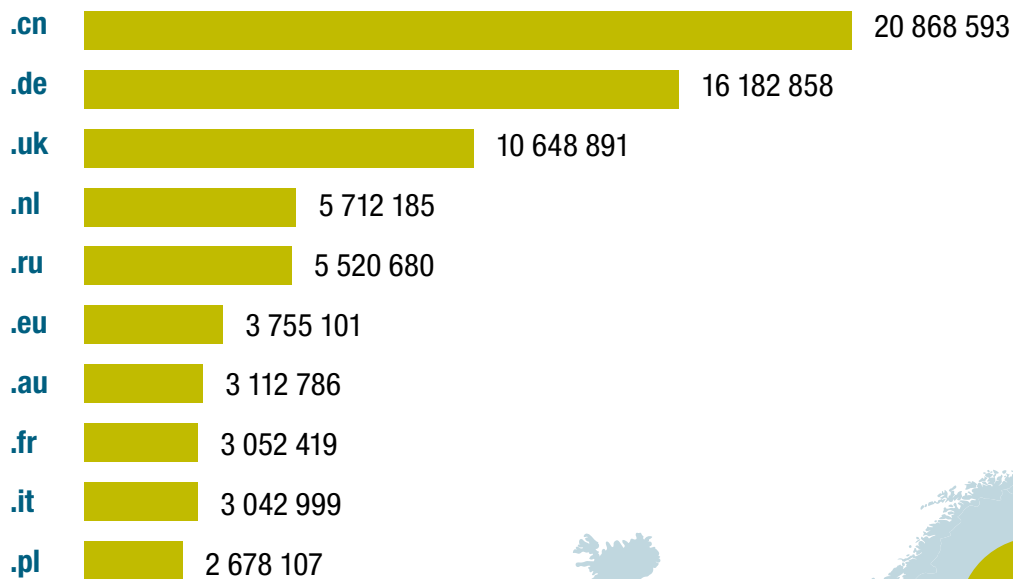


8 870 MYRs

Total amount registered
in Q1 2017

ccTLD REGISTRATIONS

TOP 10 CENTR ccTLDs BASED ON REGISTRATIONS AS OF Q1 2017



Statistics provided courtesy of CENTR




THE REGISTRANTS

TOTAL NUMBER OF .eu DOMAIN NAMES BY COUNTRY OF REGISTRANT, Q1 2017

Country	Names
Aland Island	223
Austria ⁰⁹	110 455
Belgium ⁰⁸	135 188
Bulgaria	32 396
Croatia	8 345
Cyprus	19 502
Czech Republic ⁰⁷	156 103
Denmark	35 013
Estonia	22 193
Finland	16 875
France ⁰³	338 668
French Guiana	54
Germany ⁰¹	1 041 965
Gibraltar	39 683
Greece	46 000
Guadeloupe	233
Hungary	44 612
Iceland	421
Ireland	27 745

Country	Names
Italy ⁰⁶	264 818
Latvia	9 271
Liechtenstein	328
Lithuania	23 217
Luxembourg	16 824
Malta	18 503
Martinique	162
Netherlands ⁰²	480 821
Norway	13 956
Poland ⁰⁵	265 227
Portugal	16 958
Reunion	345
Romania	25 673
Slovakia	45 037
Slovenia	13 802
Spain ¹⁰	101 428
Sweden	66 791
United Kingdom ⁰⁴	308 667



Top 10 countries with the most .eu registrations

The table above is based on country codes. Some EU Member State territories (such as Gibraltar, the Åland Islands and Guadeloupe) have their own country codes, which is why they are included in the list.

GROWTH BY COUNTRY, QUARTER OVER QUARTER AND YEAR OVER YEAR

Country	Q1 2017 vs Q4 2016	Q1 2017 vs Q1 2016
Austria ⁰¹	17.5%	20.7%
Belgium	1.3%	2.8%
Bulgaria	2.8%	16.4%
Croatia ⁰³	4.3%	6.8%
Cyprus	-0.7%	-1.8%
Czech Republic	-0.8%	-5.2%
Denmark	0.8%	-3.7%
Estonia	1.6%	6.3%
Finland	1.7%	1.7%
France	-0.9%	-0.7%
Germany	-1.2%	-2.4%
Greece	-0.1%	-11.2%
Hungary	0.2%	0.7%
Iceland	-1.2%	-50.0%
Ireland	-2.6%	-20.2%


Country	Q1 2017 vs Q4 2016	Q1 2017 vs Q1 2016
Italy	-1.0%	-3.2%
Latvia	1.3%	5.4%
Lithuania	0.9%	0.4%
Luxembourg ⁰²	4.9%	7.5%
Malta	2.2%	7.9%
Netherlands	-0.6%	-3.3%
Norway	0.8%	3.2%
Poland	1.4%	-12.3%
Portugal	2.4%	10.2%
Romania	-1.0%	-8.2%
Slovakia	0.7%	0.1%
Slovenia	2.3%	3.2%
Spain	-1.4%	-4.5%
Sweden	0.2%	-7.3%
United Kingdom	2.6%	0.5%



Top growth countries Q1 2017 vs. Q4 2016

THE REGISTRARS

TOP 10 COUNTRIES BASED ON THE NUMBER OF EURid ACCREDITED REGISTRARS



KEY FIGURES

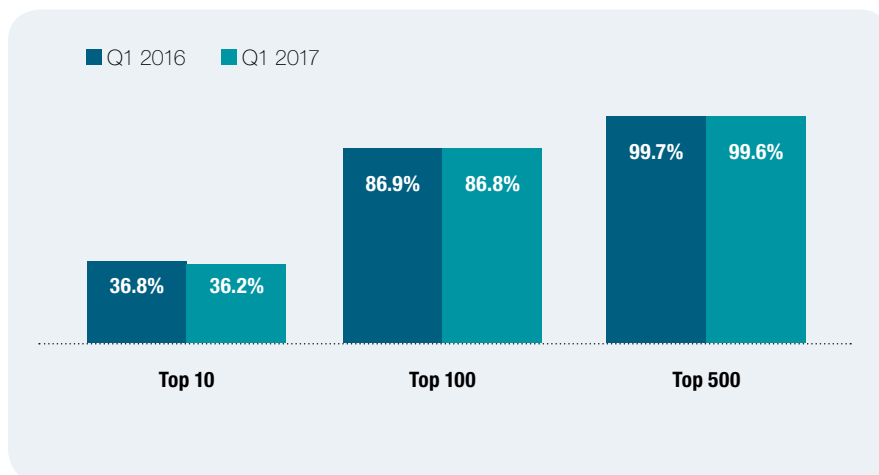


84.6%

REGISTRATIONS BY TOP 10 REGISTRAR COUNTRIES IN Q1 2017

MARKET SHARE OF TOP 10, TOP 100 AND TOP 500 REGISTRARS

The top 100 .eu accredited registrars manage about 87% of all registrations, which means that many registrars are small businesses. Compared to the previous year, the market share of the top 10, 100 and 500 registrars has decreased.



693

EURid ACCREDITED REGISTRARS AT THE END OF Q1 2017



info@eurid.eu
EURid – Woluwelaan 150 1831 Diegem – Belgium
+32 (0) 2 401 2750

