

Q3 2017 PROGRESS REPORT

EURid's
Quarterly update

Q3

AT A GLANCE



As the end of the year approaches, so do many of our marquee moments. Whether that be the 2017 .eu Web Awards, CodeWeek 2017, or ICANN 60, we have a lot in store before the year's end! Q3 2017 gave way to many great initiatives, of which included registrar events and environmental projects.


Continuing to develop and foster a trustworthy and secure online community, we strengthened our scope of work by signing a Memorandum of Understanding with TaC International in July. We also engaged in an environmental rehabilitation project, which had the goal of providing clean and accessible drinking water to Ugandans.

Statistically, the main theme associated with Q3 was consistency and stability. Our extensions continue to grow and appeal to an increasingly expansive European audience. This is not only a testament to our company values and awareness raising initiatives, but also to our beloved domain name holders, who truly represent Europe online.



HEADCOUNT PER OFFICE Q3 2017

57 EMPLOYEES WORKING AT EURid's
4 OFFICES AT THE END OF Q3 2017



KEY FIGURES



207 782

NEW .eu REGISTRATIONS
IN Q3 2017



TOP GROWTH COUNTRY
AUSTRIA

+23.7%

Q3 2017 VS Q2 2017



16

DOMAIN NAME DISPUTES
FILED IN Q3 2017

DEVELOPMENTS

Q3

MOU signed with TaC International



With the goal of further promoting Internet Governance and increasing awareness surrounding DNS, we signed a Memorandum of Understanding with Together against Cybercrime International (TaC International) in July of 2017.

JUL 12
2017

EURid provides clean water through borehole rehabilitation project

To offset our CO₂ emissions generated in 2016, we donated to the Uganda Borehole Rehabilitation project. The goal of the Borehole Rehabilitation project is to better this situation by working with Ugandan communities to repair broken boreholes and restore access to clean, safe drinking water.

AUG 23
2017

Meet the 2017 .eu Web Awards Final Nominees



This year's .eu Web Awards nominees are as eclectic as they come. From Portugal's shuttle bus service to Denmark's Improv Comedy Theater, all walks of life are represented at the #2017euWA gala, which takes place in Brussels, Belgium on 21 November 2017.

SEP 04
2017



EURid working to protect your online identity

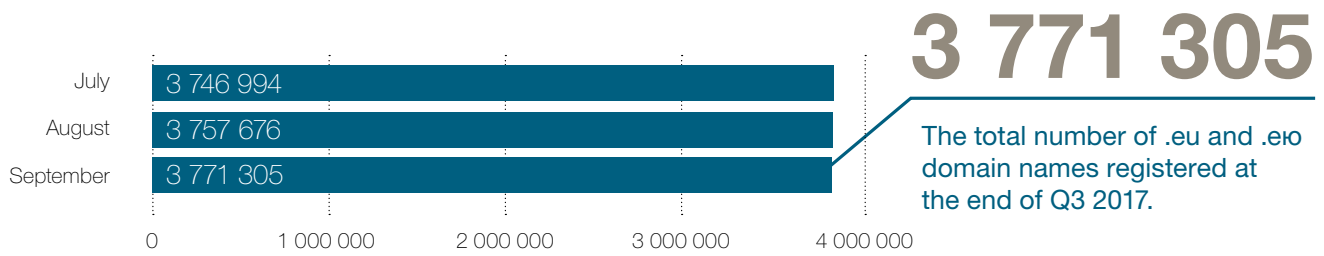


Protecting one's domain name is an essential part of registration housekeeping, along with protecting your brand and identity online. Domain name industry writer, David Goldstein, delves into the specifics of building a secure online community.

SEP 14
2017

THE .eu AND .europa TLDs

TOTAL NUMBER OF .eu AND .europa REGISTRATIONS AT MONTH'S END



80.5%

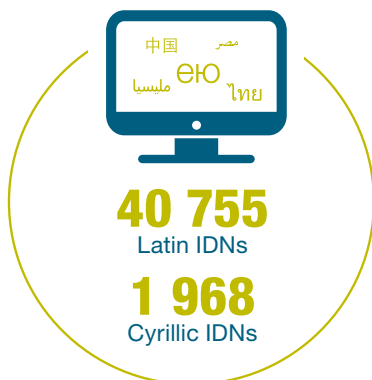
AVERAGE RENEWAL RATE DURING Q3 2017



207 782

NEW .eu REGISTRATIONS IN Q3 2017

INTERNATIONALISED DOMAIN NAMES (IDNs)

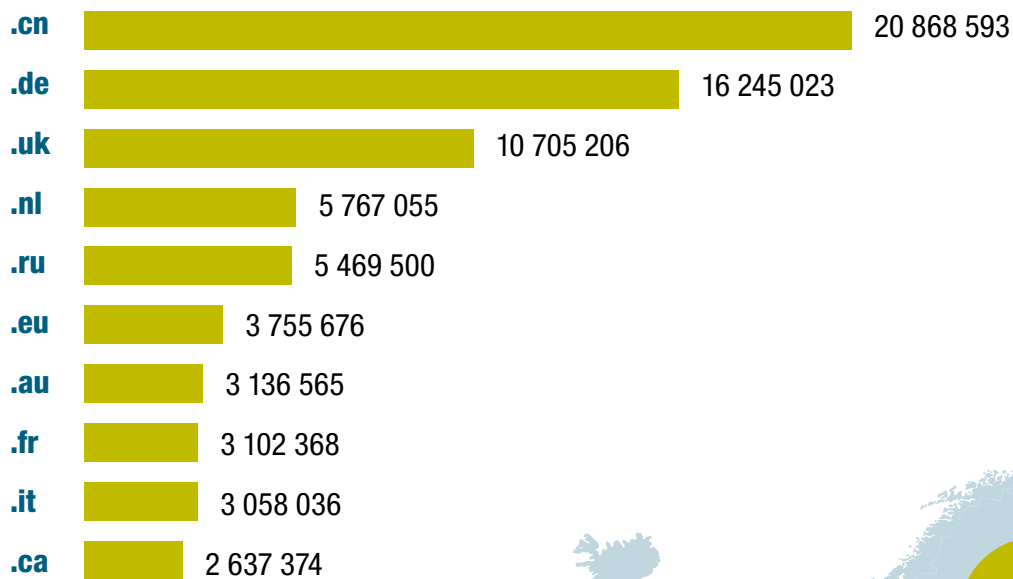


MULTI-YEAR REGISTRATIONS (MYRs)



ccTLDs REGISTRATIONS

TOP 10 CENTR ccTLDs BASED ON REGISTRATIONS AS OF Q3 2017



Statistics provided courtesy of CENTR.
All data is from Q3 2017 with the exception of .cn, which is from Q2 2017.
All data is for .eu only.


3 755 676

THE REGISTRANTS

TOTAL NUMBER OF .eu DOMAIN NAMES BY COUNTRY OF REGISTRANT, Q3 2017

| Country | Names |
|-------------------------------------|------------------|
| Aland Island | 268 |
| Austria ⁰⁷ | 194 709 |
| Belgium ⁰⁹ | 135 570 |
| Bulgaria | 37 360 |
| Croatia | 8 837 |
| Cyprus | 18 192 |
| Czech Republic ⁰⁸ | 155 028 |
| Denmark | 34 660 |
| Estonia | 22 935 |
| Finland | 17 029 |
| France ⁰³ | 340 439 |
| French Guiana | 50 |
| Germany ⁰¹ | 1 021 435 |
| Gibraltar | 1 211 |
| Greece | 44 078 |
| Guadeloupe | 237 |
| Hungary | 44 691 |
| Iceland | 453 |
| Ireland | 22 972 |
| Italy ⁰⁶ | 259 766 |

| Country | Names |
|-------------------------------------|----------------|
| Latvia | 9 663 |
| Liechtenstein | 344 |
| Lithuania | 23 578 |
| Luxembourg | 17 168 |
| Malta | 19 018 |
| Martinique | 156 |
| Mayotte | 2 |
| Netherlands ⁰² | 478 690 |
| Norway | 14 498 |
| Poland ⁰⁵ | 264 957 |
| Portugal | 19 820 |
| Reunion | 318 |
| Romania | 25 991 |
| Saint Martin | 0 |
| Slovakia | 45 460 |
| Slovenia | 14 013 |
| Spain ¹⁰ | 107 404 |
| Sweden | 66 683 |
| United Kingdom ⁰⁴ | 303 564 |



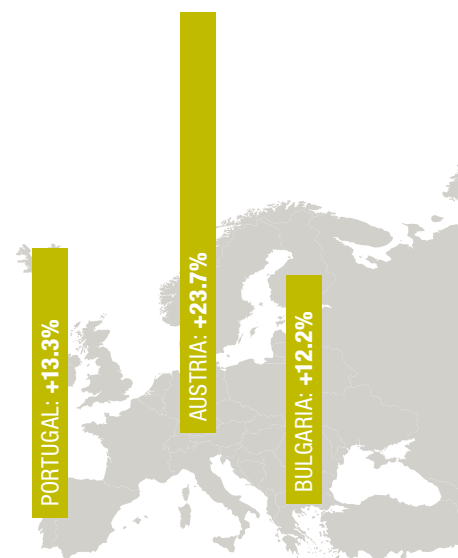
Top 10 countries with the most .eu registrations

The table above is based on country codes. Some EU Member State territories (such as Gibraltar, the Åland Islands and Guadeloupe) have their own country codes, which is why they are included in the list.

GROWTH BY COUNTRY, QUARTER OVER QUARTER AND YEAR OVER YEAR

| Country | Q3 2017 vs Q3 2016 | Q3 2017 vs Q2 2017 |
|-------------------------------|--------------------|--------------------|
| Aland Island | -13.8% | -7.1% |
| Austria ⁰¹ | 109.4% | 23.7% |
| Belgium | 2.1% | -0.4% |
| Bulgaria ⁰³ | 23.5% | 12.2% |
| Croatia | 10.7% | 2.6% |
| Cyprus | -8.0% | -7.6% |
| Czech Republic | -4.5% | 0.2% |
| Denmark | -2.2% | 0.8% |
| Estonia | 7.5% | 1.5% |
| Finland | 3.1% | 0.2% |
| France | -1.9% | 0.1% |
| French Guiana | -16.7% | -6.0% |
| Germany | -3.6% | -0.8% |
| Gibraltar | -97.9% | -7.0% |
| Greece | -6.7% | -0.3% |
| Guadeloupe | -2.5% | 2.1% |
| Hungary | 0.8% | 0.3% |
| Iceland | -13.2% | 3.3% |
| Ireland | -32.5% | -1.0% |
| Italy | -4.2% | -0.2% |


| Country | Q3 2017 vs Q3 2016 | Q3 2017 vs Q2 2017 |
|-------------------------------|--------------------|--------------------|
| Latvia | 6.0% | 2.4% |
| Liechtenstein | 8.5% | 2.9% |
| Lithuania | -0.2% | 0.3% |
| Luxembourg | 6.8% | 0.3% |
| Malta | 6.3% | 1.3% |
| Martinique | -1.3% | -1.3% |
| Mayotte | N/A | N/A |
| Netherlands | -2.7% | -0.2% |
| Norway | 5.5% | 0.6% |
| Poland | 0.5% | 0.4% |
| Portugal ⁰² | 23.3% | 13.3% |
| Reunion | -20.7% | -2.2% |
| Romania | -1.1% | 0.7% |
| Saint Martin | N/A | N/A |
| Slovakia | 1.8% | 0.9% |
| Slovenia | 4.3% | 0.8% |
| Spain | 2.7% | 3.4% |
| Sweden | -3.8% | 0.2% |
| United Kingdom | 2.4% | -5.0% |



Top growth countries Q3 2017 vs. Q2 2017

THE REGISTRARS

TOP 10 COUNTRIES BASED ON THE NUMBER OF EURid ACCREDITED REGISTRARS



KEY FIGURES

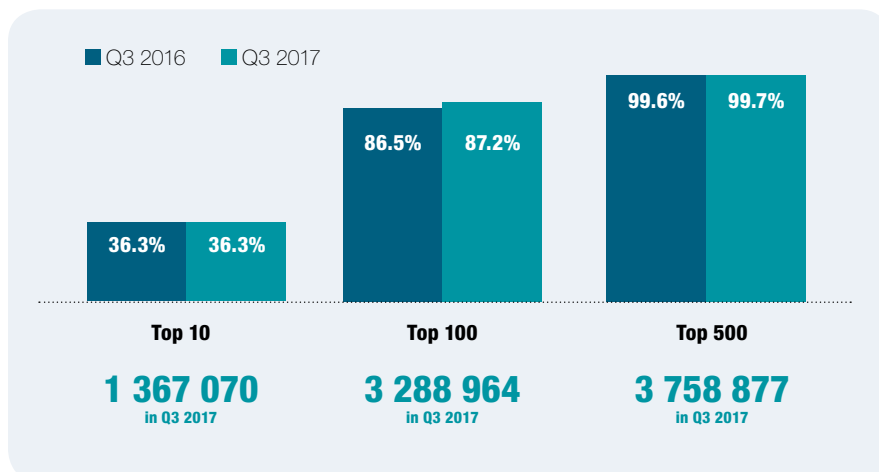


87.2%

REGISTRATIONS BY TOP 10 REGISTRAR COUNTRIES IN Q3 2017

MARKET SHARE OF TOP 10, TOP 100 AND TOP 500 REGISTRARS

The top 100 .eu accredited registrars manage about 87% of all registrations, which means that many registrars are small businesses. Compared to the previous year, the market share of the top 10, 100 and 500 registrars has slightly increased.



715

EURid ACCREDITED REGISTRARS AT THE END OF Q3 2017



info@eurid.eu
EURid – Woluwelaan 150 1831 Diegem – Belgium
+32 (0) 2 401 2750

